

## ***Requesting Access to Audio Software***

---

---

---

### **ABSTRACT**

Modern smart amplifiers are controlled through [PurePath™ Console 3](#) (PPC3). Each device has its own specific application within PPC3.

This document shows the process needed to request access to this software, as well as the applications that are used inside PPC3.

---

### **Contents**

1	Request Access .....	2
2	Complete Access Request Form .....	3
3	Download Audio Software .....	4
4	Install Device Applications Within PPC3 .....	5

### **List of Figures**

1	Request From Product Folder .....	2
2	Request Form .....	3
3	Notification Message .....	4
4	PurePath™ Console Download From mySecureSoftware .....	4
5	PPC3 Login .....	5
6	Device Applications Within PPC3.....	5

### **Trademarks**

PurePath is a trademark of Texas Instruments.

All other trademarks are the property of their respective owners.

## 1 Request Access

The first step is to go into [ti.com](https://www.ti.com) and login using your myTI account. This account is used on all further steps, keep this in mind.

Once logged in, search for the device that will be controlled with PPC3. The *Search* tab can be used to look for the specific device.

Go into the device product folder and click on the "**Request now**" button, as mentioned at the beginning of this section, make sure you are logged in.

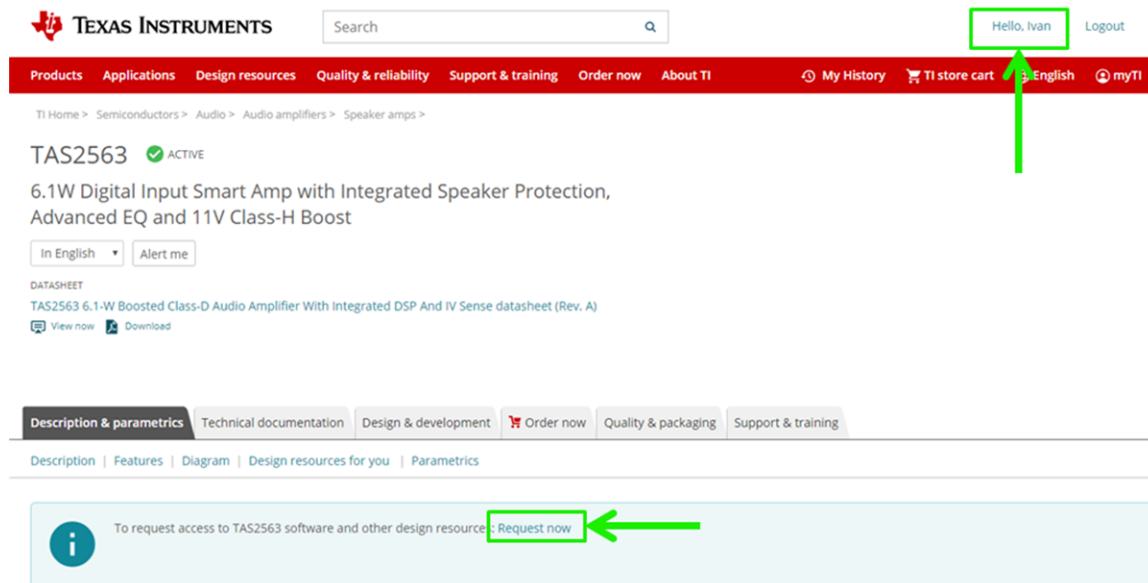



Figure 1. Request From Product Folder

## 2 Complete Access Request Form

After [Step 1](#) is completed, you are asked to fill out a request form. This form must be completed as instructed although most of the information is taken from your myTI account information; once finished click on the **"Submit"** button.



### U.S. Government export approval:

All fields are Required. Incomplete information will be DENIED.

First name:	<input type="text" value="Ivan"/>
Last name:	<input type="text" value="Salazar"/>
Your email address:	<input type="text" value="x0229846@ti.com"/>
Your full company/university name:	<input type="text" value="Texas Instruments"/>
Country this file will be used in:	<input type="text" value="Mexico"/>
What end-equipment/application will you use this file for:	
<input type="checkbox"/> Military	
<input type="checkbox"/> Civil	

(Incomplete information will be DENIED.)

I CERTIFY ALL THE ABOVE IS TRUE:

	
<input type="button" value="Submit"/>	Yes <input type="radio"/> No <input checked="" type="radio"/>

Thank you,  
Texas Instruments

**Figure 2. Request Form**

### 3 Download Audio Software

The Texas Instruments team takes a couple of days to review the request, if everything is OK a notification is sent back with means to download the software.

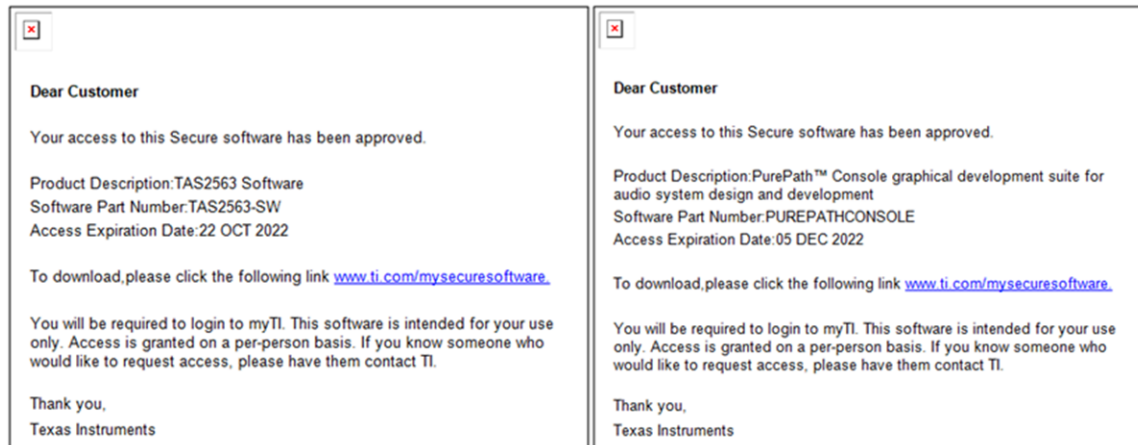


Figure 3. Notification Message

Clicking on the [mySecureSoftware](#) link takes you to the download site.

The same myTI account must be used to login at [mySecureSoftware](#). A list is populated with all the TI software the user has been granted access to. Look for PUREPATHCONSOLE and click on the "Access" button to proceed.

This takes you to a new site; click on *ppc\_platform\_winInstaller.exe* to download PPC3 installer to the computer.

## mySecure Software

### PUREPATHCONSOLE - PurePath™ Console graphical development

Last Modified Date: 01/03/2016

## PurePath Console 3

Supported Devices: \*TAS58xx, \*TAS3251, \*TAS578x, \*TAS576x, \*TAS642x, \*TAS2555, \*TAS5404, TAS5751M, TAS5733L, TAS5753MD, and generic I2C devices.

#### NOTE:

Devices with the '\*' symbol require proper credentials to download from the App Center. Refer to the device EVM web page in ti.com for details.

#### Software

File	Description	Version	Date	Size
<a href="#">ppc3_platform_winInstaller.exe</a>	PPC3 Software for Windows	3.1.5	17-Jul-19	46.5 MB
<a href="#">slou408 [PPC3 User Manual].pdf</a>	PPC3 User Manual		02-Jul-15	2.1 MB
<a href="#">PPC3 quick reference.pdf</a>	PPC3 Quick Reference Guide		30-Jun-15	1,008.9 KB
<a href="#">ppc3_platform_macinstaller.zip</a>	PPC3 Software for MAC	3.0.8-alpha.2	09-Sep-16	35.2 MB
<a href="#">PPC3_Platform_Release_Notes.pdf</a>	PPC3 Release Notes for Windows		17-Jul-19	7.9 KB
<a href="#">PurePath_Console3_3.0.8_alpha.2_manifest.html</a>			09-Sep-16	636 KB
<a href="#">PurePath_Console3_3.1.1_manifest.html</a>			07-Dec-17	857.9 KB

Figure 4. PurePath™ Console Download From mySecureSoftware

## 4 Install Device Applications Within PPC3

Execute the downloaded file and follow the instructions to install [PurePath Console 3](#). After this process is complete, run PPC3. The main panel shows the installed applications. To install a new one, the user must login at the top right corner, after login all the applications to which the user has access show at the bottom.

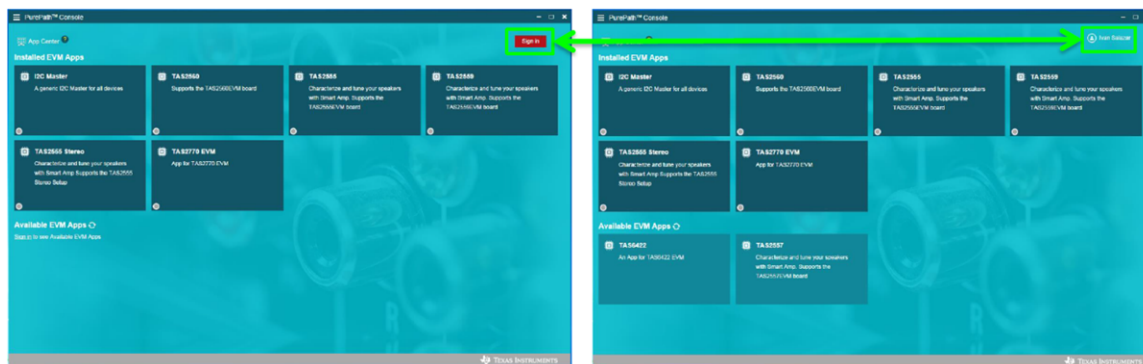


Figure 5. PPC3 Login

Click on the application that must be installed, and then click on "Install latest version" at the pop-up window. A progress bar shows until it is finished. Now the EVM can be connected to the PC and the application can be used to control its features.

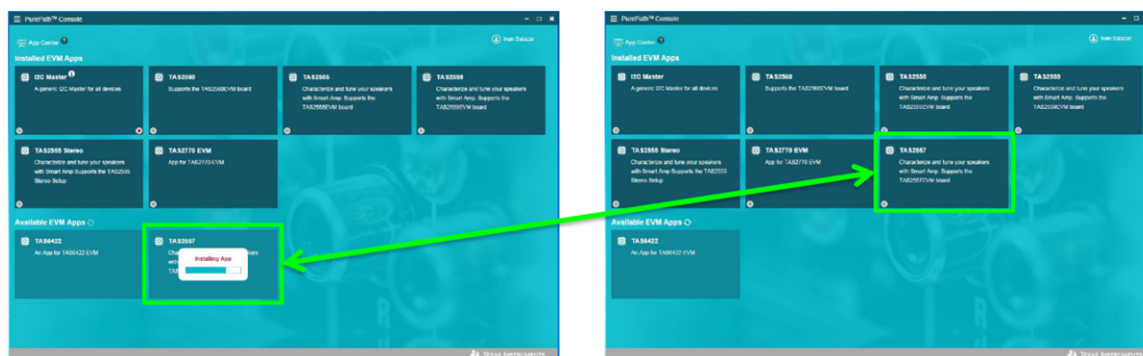


Figure 6. Device Applications Within PPC3

## IMPORTANT NOTICE AND DISCLAIMER

TI PROVIDES TECHNICAL AND RELIABILITY DATA (INCLUDING DATASHEETS), DESIGN RESOURCES (INCLUDING REFERENCE DESIGNS), APPLICATION OR OTHER DESIGN ADVICE, WEB TOOLS, SAFETY INFORMATION, AND OTHER RESOURCES "AS IS" AND WITH ALL FAULTS, AND DISCLAIMS ALL WARRANTIES, EXPRESS AND IMPLIED, INCLUDING WITHOUT LIMITATION ANY IMPLIED WARRANTIES OF MERCHANTABILITY, FITNESS FOR A PARTICULAR PURPOSE OR NON-INFRINGEMENT OF THIRD PARTY INTELLECTUAL PROPERTY RIGHTS.

These resources are intended for skilled developers designing with TI products. You are solely responsible for (1) selecting the appropriate TI products for your application, (2) designing, validating and testing your application, and (3) ensuring your application meets applicable standards, and any other safety, security, or other requirements. These resources are subject to change without notice. TI grants you permission to use these resources only for development of an application that uses the TI products described in the resource. Other reproduction and display of these resources is prohibited. No license is granted to any other TI intellectual property right or to any third party intellectual property right. TI disclaims responsibility for, and you will fully indemnify TI and its representatives against, any claims, damages, costs, losses, and liabilities arising out of your use of these resources.

TI's products are provided subject to TI's Terms of Sale ([www.ti.com/legal/termsofsale.html](http://www.ti.com/legal/termsofsale.html)) or other applicable terms available either on [ti.com](http://ti.com) or provided in conjunction with such TI products. TI's provision of these resources does not expand or otherwise alter TI's applicable warranties or warranty disclaimers for TI products.

Mailing Address: Texas Instruments, Post Office Box 655303, Dallas, Texas 75265  
Copyright © 2020, Texas Instruments Incorporated