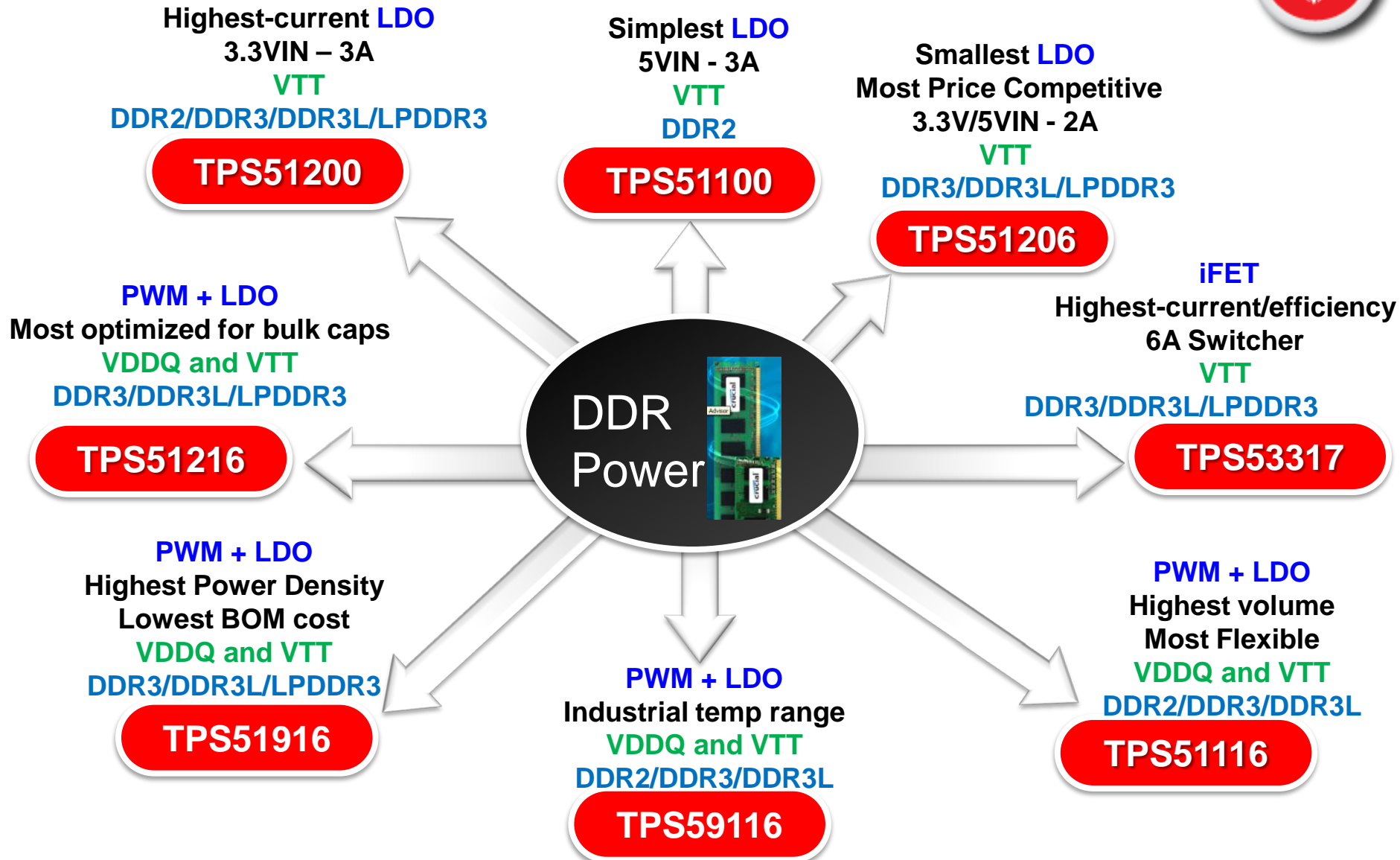
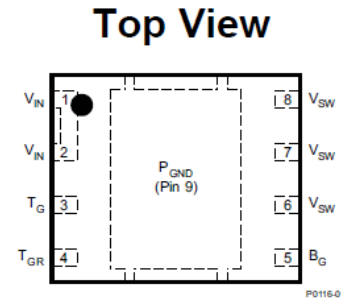
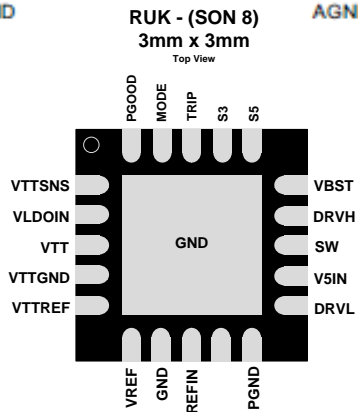
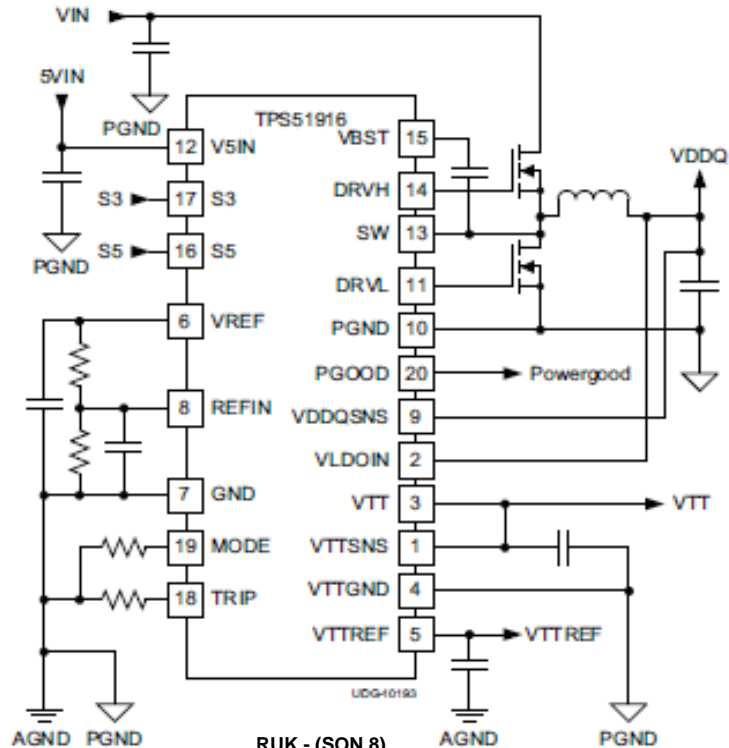


Computing DC-DC

DDR Power Solutions Portfolio



**TPS51916 + PowerBlock = the world's most dense
DDR power solution <20mm²**



DDR Power Solution Portfolio

	TPS51916	TPS51216	TPS51206	TPS51116	TPS51100	TPS51200
	Complete DDR2, DDR3 and DDR3L Power Solution	Complete DDR2, DDR3 and DDR3L Power Solution	2-A Peak Sink/Source DDR Termination Regulator with VTTREF Buffered Reference DDR2, DDR3 and DDR3L	Complete DDR2, DDR3 Power Solution	Source-Sink DDR Termination Regulator	Source-Sink DDR Termination Regulator
VIN	3V to 28V	3V to 28V	3.3V to 5V	3V to 28V	4.75V to 5.25V	0.3V to 3.6V
# outputs	4, VDDQ, VTT, VTTREF and 1P8VREF	4, VDDQ, VTT, VTTREF and 1P8VREF	2, VTT and VTTREF	3, VDDQ, VTT and VTTREF	1 VTT	1 VTT
Fsw (kHz)	300/400/500/670	300/400	N/A	400	N/A	N/A
Control topology	D-CAP and D-CAP2	D-CAP	LDO	D-CAP and D-CAP+	LDO	LDO
Compensation	No comp is required.	No comp is required.	N/A	Internal and external comp	N/A	N/A
DDR compatibility	DDR2, DDR3, DDR3L, LPDDR3	DDR2, DDR3, DDR3L, LPDDR3	DDR, DDR2, DDR3, DDR3L, LPDDR3 VTT Memory Termination	DDR1, DDR2, DDR3, DDR3L	DDR, DDR2 VTT Memory Termination	DDR, DDR2, DDR3, and DDR3L, LPDDR3 VTT Memory Termination
VTT referencing scheme	Reference to VTTREF and trim option to 1/2*VDDQ	Reference to VTTREF and trim option to 1/2*VDDQ		Fixed reference to VTTREF	Integrated Divider Tracks 0.5 VDDQSNS for VTT and VTTREF	REFIN Input Allows for Flexible Input Tracking Either Directly or Through Resistor Divider
VTT output cap	1 x 10uF or 2 x 10uF	1 x 10uF or 2 x 10uF	N/A	2 x 10uF	N/A	N/A
VTT current	+/-1A TDC and +/-2A for OCL	+/-1A TDC and +/-2A for OCL	N/A	+/-2A TDC and +/-3A for OCL	N/A	N/A
VTT accuracy	0A, +/-15mV to VTTREF; +/-1A, +/-20mV to VTTREF	0A, +/-15mV to VTTREF; +/-1A, +/-20mV to VTTREF	N/A	0A, +/-20mV to VTTREF; +/-1A, +/-30mV to VTTREF; +/-2A, +/-40mV to VTTREF	N/A	N/A
S3/S5 support	Yes	Yes	Yes	Yes	Yes	Yes
PGOOD	Yes	Yes	No	Yes	No	Yes
Forced Continuous Conduction Mode	Yes	Yes	N/A	No	N/A	N/A
Power save	Auto skip	Auto skip	N/A	Auto skip	N/A	N/A
Support all ceramic caps	Yes	Yes	Yes	Yes	Yes	Yes
Soft Start method	REFIN control	REFIN control	N/A	Two step OCL limit	N/A	N/A
Bootstrap support	10ohm Internal switch	10ohm Internal switch	N/A	Internal diode	N/A	N/A
OVP/UVP	Yes	Yes	N/A	Yes	N/A	N/A
Package	20pin 3x3mm RUK, 0.4mm pitch and 0.75mm height	20pin 3x3mm RUK, 0.4mm pitch and 0.75mm height	2mm x 2mm SON10 PowerPAD	20pin TSSOP	MSOP 10 with PowerPad	3mm x 3mm SON10

IMPORTANT NOTICE

Texas Instruments Incorporated and its subsidiaries (TI) reserve the right to make corrections, enhancements, improvements and other changes to its semiconductor products and services per JESD46C and to discontinue any product or service per JESD48B. Buyers should obtain the latest relevant information before placing orders and should verify that such information is current and complete. All semiconductor products (also referred to herein as "components") are sold subject to TI's terms and conditions of sale supplied at the time of order acknowledgment.

TI warrants performance of its components to the specifications applicable at the time of sale, in accordance with the warranty in TI's terms and conditions of sale of semiconductor products. Testing and other quality control techniques are used to the extent TI deems necessary to support this warranty. Except where mandated by applicable law, testing of all parameters of each component is not necessarily performed.

TI assumes no liability for applications assistance or the design of Buyers' products. Buyers are responsible for their products and applications using TI components. To minimize the risks associated with Buyers' products and applications, Buyers should provide adequate design and operating safeguards.

TI does not warrant or represent that any license, either express or implied, is granted under any patent right, copyright, mask work right, or other intellectual property right relating to any combination, machine, or process in which TI components or services are used. Information published by TI regarding third-party products or services does not constitute a license to use such products or services or a warranty or endorsement thereof. Use of such information may require a license from a third party under the patents or other intellectual property of the third party, or a license from TI under the patents or other intellectual property of TI.

Reproduction of significant portions of TI information in TI data books or data sheets is permissible only if reproduction is without alteration and is accompanied by all associated warranties, conditions, limitations, and notices. TI is not responsible or liable for such altered documentation. Information of third parties may be subject to additional restrictions.

Resale of TI components or services with statements different from or beyond the parameters stated by TI for that component or service voids all express and any implied warranties for the associated TI component or service and is an unfair and deceptive business practice. TI is not responsible or liable for any such statements.

Buyer acknowledges and agrees that it is solely responsible for compliance with all legal, regulatory and safety-related requirements concerning its products, and any use of TI components in its applications, notwithstanding any applications-related information or support that may be provided by TI. Buyer represents and agrees that it has all the necessary expertise to create and implement safeguards which anticipate dangerous consequences of failures, monitor failures and their consequences, lessen the likelihood of failures that might cause harm and take appropriate remedial actions. Buyer will fully indemnify TI and its representatives against any damages arising out of the use of any TI components in safety-critical applications.

In some cases, TI components may be promoted specifically to facilitate safety-related applications. With such components, TI's goal is to help enable customers to design and create their own end-product solutions that meet applicable functional safety standards and requirements. Nonetheless, such components are subject to these terms.

No TI components are authorized for use in FDA Class III (or similar life-critical medical equipment) unless authorized officers of the parties have executed a special agreement specifically governing such use.

Only those TI components which TI has specifically designated as military grade or "enhanced plastic" are designed and intended for use in military/aerospace applications or environments. Buyer acknowledges and agrees that any military or aerospace use of TI components which have **not** been so designated is solely at the Buyer's risk, and that Buyer is solely responsible for compliance with all legal and regulatory requirements in connection with such use.

TI has specifically designated certain components which meet ISO/TS16949 requirements, mainly for automotive use. Components which have not been so designated are neither designed nor intended for automotive use; and TI will not be responsible for any failure of such components to meet such requirements.

Products

Audio	www.ti.com/audio
Amplifiers	amplifier.ti.com
Data Converters	dataconverter.ti.com
DLP® Products	www.dlp.com
DSP	dsp.ti.com
Clocks and Timers	www.ti.com/clocks
Interface	interface.ti.com
Logic	logic.ti.com
Power Mgmt	power.ti.com
Microcontrollers	microcontroller.ti.com
RFID	www.ti-rfid.com
OMAP Mobile Processors	www.ti.com/omap
Wireless Connectivity	www.ti.com/wirelessconnectivity

Applications

Automotive and Transportation	www.ti.com/automotive
Communications and Telecom	www.ti.com/communications
Computers and Peripherals	www.ti.com/computers
Consumer Electronics	www.ti.com/consumer-apps
Energy and Lighting	www.ti.com/energy
Industrial	www.ti.com/industrial
Medical	www.ti.com/medical
Security	www.ti.com/security
Space, Avionics and Defense	www.ti.com/space-avionics-defense
Video and Imaging	www.ti.com/video

TI E2E Community e2e.ti.com